



Staten Island Dockless Bike Share: Beryl

Staten Island Community Board 3

March 3, 2021



Bike Share Overview

1

What is Bike Share?

Shared-Use Mobility

Network of shared bicycles

- Intended for point-to-point transportation

Increased mobility

- Additional transportation option
- Convenient for trips that are too far to walk, but too short for the subway or a taxi
- Connections to transit

Convenience

- Systems operates 24/7
- No need to worry about bike storage or maintenance

Positive health & environmental impacts

Citi Bike, the bike share system in Manhattan, the Bronx, Brooklyn, & Queens, is a *station-based* system.



Dockless Bike Share

A New Service Model

No stations or docks

Find, unlock and lock bikes through smartphone apps

**Park anywhere within service area
(service area boundaries enforced
via GPS and on-street monitoring)**



2018 - 2019 Pilots

A New Service Model

3 Pilot Areas

4 Operators

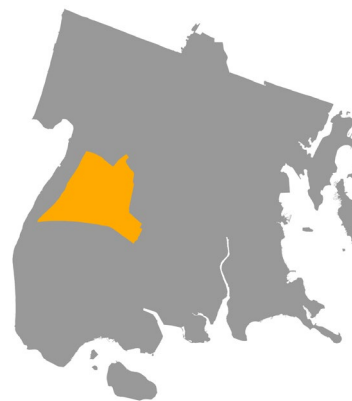
- Jump
- Lime
- Pace
- Citi Bike

DOT Evaluated:

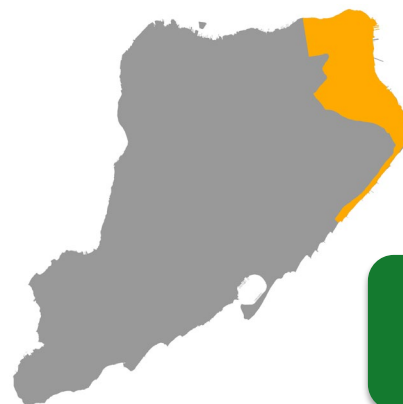
- Service and Business Models
- Usage
- Safety and Reliability
- Parking
- Operations and Maintenance



**Rockaways,
Queens**



**Fordham,
Bronx**



**North Shore,
Staten Island**

Staten Island pilot had most rides of the three pilot areas: 111,600 rides taken during pilot

2021 Dockless Project

Small pilots did not evaluate:

- Transportation function of dockless bike share
- Impact of dockless bike share at a larger scale

Requests for continuation of dockless service from:

- Elected officials
- Stakeholders
- Community members

Beryl chosen as new operator in after RFEI process in 2019

Original launch in spring 2020 delayed by COVID-19 pandemic



Beryl

2

What is Beryl?

United Kingdom-based bike share operator and the new Staten Island dockless bike share operator

Currently operating in five cities with:

- 2,500 vehicles (pedal bikes, pedal-assist bikes, cargo bikes, scooters)
- 430,000+ rides
- Over 1 million miles ridden
- 76,000 users

Beryl responsible for operations & maintenance

NYC DOT responsible for planning, outreach, & oversight



Beryl Bikes

Features

Lights

- Front laser light projects 20' in front of bike (cyclists achieve 97% visibility in vehicle blind spots)
- Rear burner brake gets brighter as bike slows down, signals to other vehicles that bike is slowing down
- Front and rear turn on as soon as pedaling begins. Remains on for 2 mins when stopped

Seat

- Adjust to comfortably fit riders 4'11" to 6'5"

Frame

- Lightweight and step-through frame



Pricing

Minute Bundles – Best for regular use, buy upfront and save

Minutes	Price	Price per minute	Price for 20-minute trip
100	\$15	\$0.15	\$3
200	\$28	\$0.14	\$2.80
400	\$48	\$0.12	\$2.40
600	\$60	\$0.10	\$2

No fee to unlock a pedal bike, \$1.50 fee to unlock an e-bike

Pay as You Ride Best for single rides

Bike unlock fee: pedal bike - \$1; e-bike - \$1.50
Price per minute : pedal bike - \$0.15; e-bike - \$0.25

Price for 20 minute trip: \$4

Day Pass Best for long days out

Price: \$12
Unlimited rides for 24 hours

Price for 20 minute trip: \$12

Fees: Parking Outside a Bay: \$3, Parking Outside of Service Area: \$25
Discount pricing will be available for qualifying low-income riders

Beryl Bays

Organizing Bike Parking

Bays are designated parking areas, marked by paint on the sidewalk or roadbed

Can be found via smartphone app

Users will be charged a fee for parking outside of a bay and outside of the service area



Planning Principles

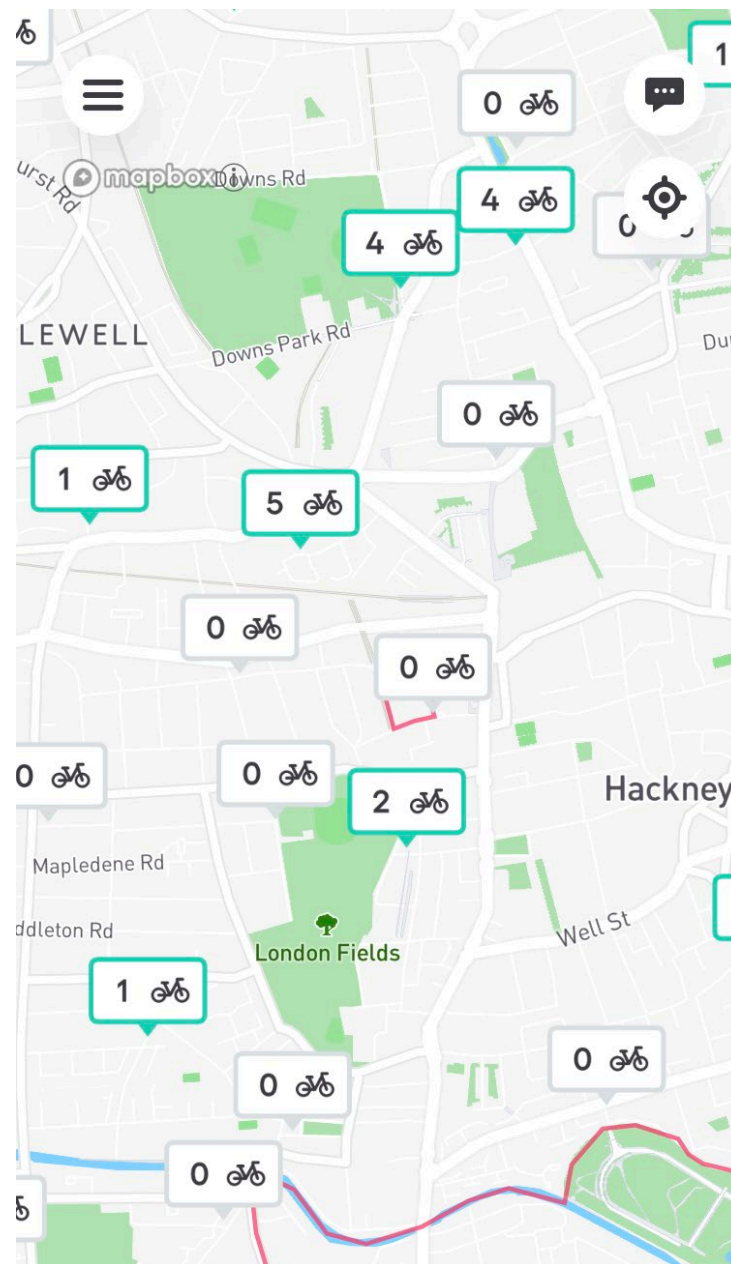
Bay Placement

Bike share success based on high density of stations and equal access to bays across service area

Bays located every few blocks

Bay locations determined by:

- Sidewalk width & accessibility
- Adjacent land uses
- Proximity to street furniture
- Community input



COVID-19 Response

Safety Protocols

Bikes regularly disinfected by field staff

Staff practice social distancing in the field and in repair facilities

In-app notifications to remind users to wash their hands

Updated protocols and reminders on website

Continue to follow latest local public health advice and requirements



Launch Plan & Bay Locations

3

Scope & Timeline

160 Beryl Bays in Community Boards 1 & 2

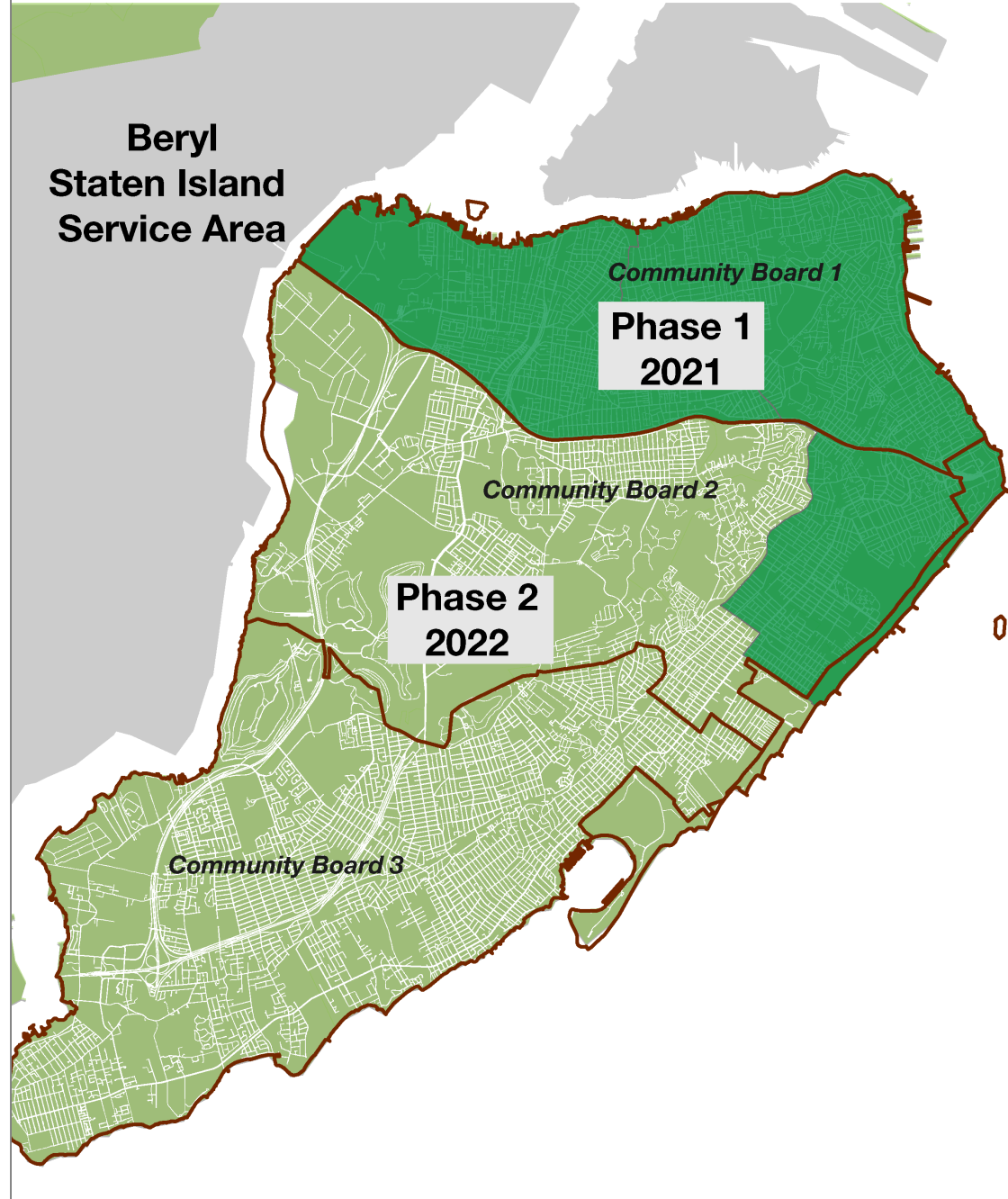
350 Beryl bikes (mix of pedal bikes and pedal-assist electric bikes)

Begin bay installations in early-spring 2021

Launch program in spring 2021

Monitor system performance, community feedback, and key metrics throughout the demonstration project

Expand system to serve more Staten Islanders



Thank You!

Questions?



NYCDOT



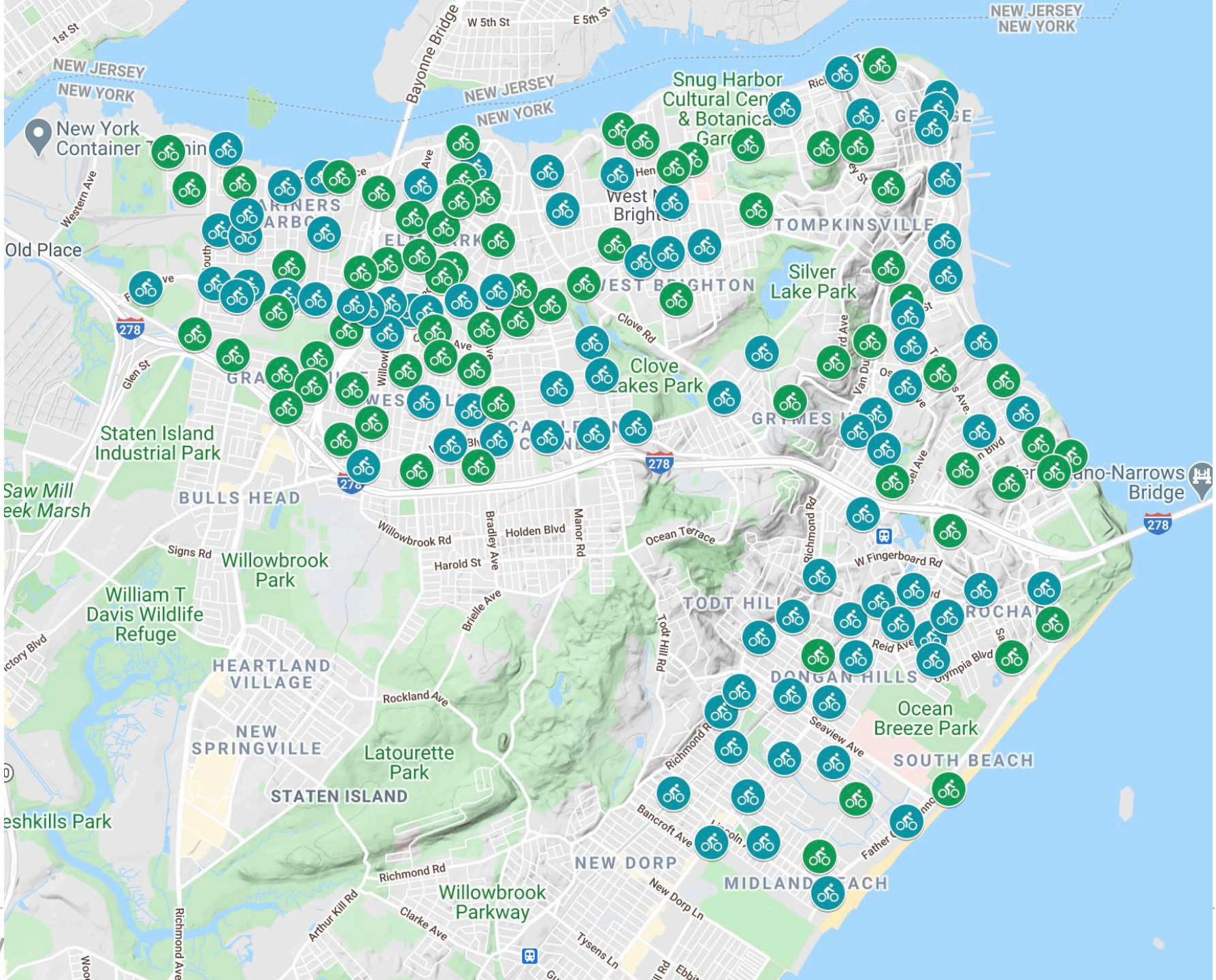
nyc_dot



nyc_dot



NYCDOT



Suggest a Beryl Bay

Feedback Portal

Beryl Bike Share

We want to hear from you! Provide comments by choosing a focus area below and following the instructions that pop up. Please be as specific as you can.

[Projects & Initiatives Site Policy](#)

Select Comment Type...

How do you want to submit your comment:

- Choose one

